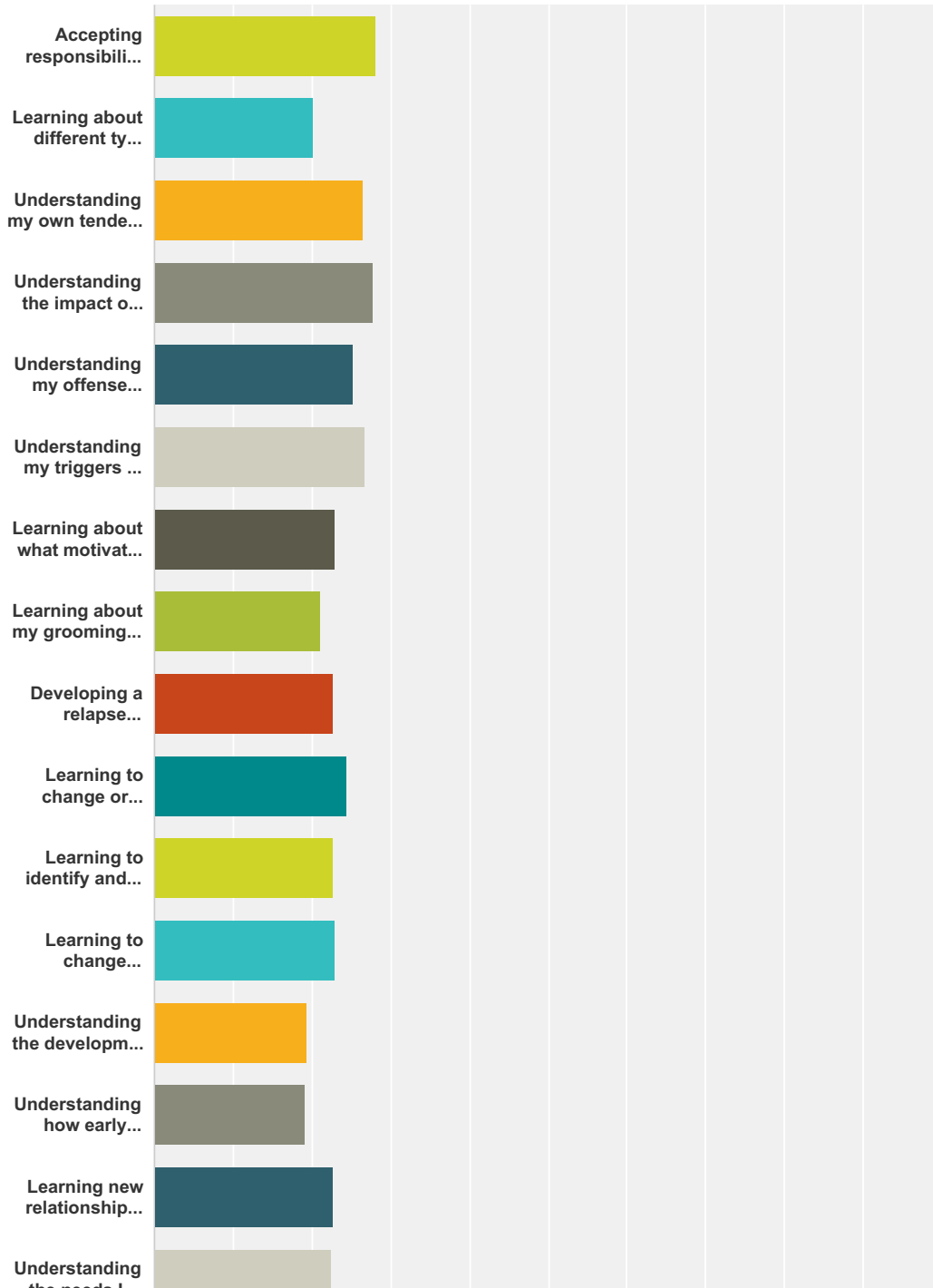
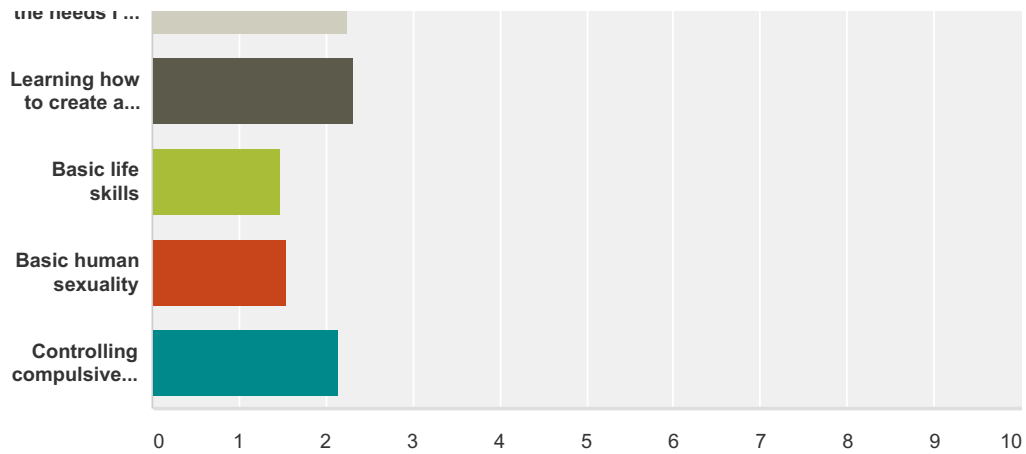


**Q1 Please tell us your opinion about the importance of the following treatment content areas by putting a check in the appropriate box. Please choose the SIX MOST IMPORTANT content areas. Please choose the SIX SOMEWHAT IMPORTANT content areas. Please choose the SIX LEAST IMPORTANT content areas.**

Answered: 63 Skipped: 0



## Teaching Humane Existence (T.H.E.) Client Satisfaction



	Least Important	Somewhat Important	Most Important	Total	Weighted Average
Accepting responsibility for my sexual offense (s). accountability	3.23% 2	11.29% 7	85.48% 53	62	2.82
Learning about different types of denial. (denial)	30.51% 18	35.59% 21	33.90% 20	59	2.03
Understanding my own tendency to distort, deny, and make excuses. (Thinking Errors)	3.17% 2	28.57% 18	68.25% 43	63	2.65
Understanding the impact of sexual abuse on victims and others in my life. (Victim Empathy)	3.23% 2	16.13% 10	80.65% 50	62	2.77
Understanding my offense chains, cycles and patterns.	9.84% 6	27.87% 17	62.30% 38	61	2.52
Understanding my triggers and risk factors.	1.59% 1	28.57% 18	69.84% 44	63	2.68
Learning about what motivated me to offend.	20.00% 12	30.00% 18	50.00% 30	60	2.30
Learning about my grooming patterns or the behaviors I used to gain access to victims or offending.	22.22% 14	44.44% 28	33.33% 21	63	2.11
Developing a relapse prevention plan. (This would include a 'maintenance' plan)	15.87% 10	41.27% 26	42.86% 27	63	2.27
Learning to change or control my deviant arousal.	15.79% 9	24.56% 14	59.65% 34	57	2.44
Learning to identify and recognize cognitive distortions (Thinking errors.)	11.48% 7	49.18% 30	39.34% 24	61	2.28
Learning to change (Restructure) Cognitive distortions (Thinking errors).	22.03% 13	27.12% 16	50.85% 30	59	2.29
Understanding the development of my sexual behavior problems	38.71% 24	29.03% 18	32.26% 20	62	1.94
Understanding how early experiences and family life affected me.	45.00% 27	18.33% 11	36.67% 22	60	1.92
Learning new relationship and communication skills	20.63% 13	31.75% 20	47.62% 30	63	2.27
Understanding the needs I met through sexual abuse and learning how to meet my needs in healthier ways.	23.33% 14	28.33% 17	48.33% 29	60	2.25

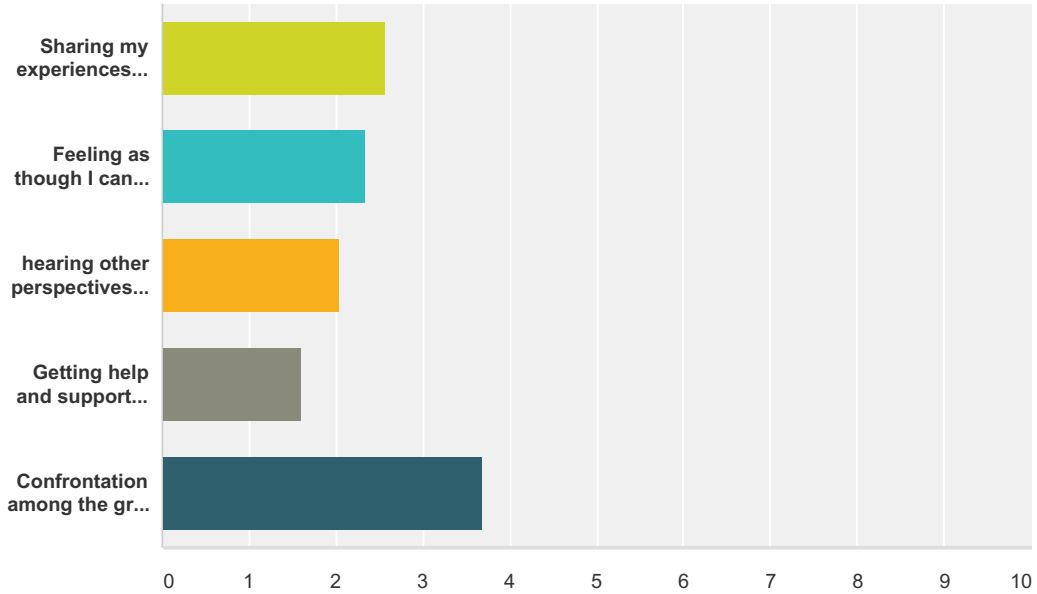
## Teaching Humane Existence (T.H.E.) Client Satisfaction

Learning how to create a more satisfying life for myself.	<b>20.34%</b> 12	<b>27.12%</b> 16	<b>52.54%</b> 31	59	2.32
Basic life skills	<b>66.10%</b> 39	<b>18.64%</b> 11	<b>15.25%</b> 9	59	1.49
Basic human sexuality	<b>61.54%</b> 32	<b>23.08%</b> 12	<b>15.38%</b> 8	52	1.54
Controlling compulsive sexual behavior (including masturbation and pornography).	<b>26.32%</b> 15	<b>31.58%</b> 18	<b>42.11%</b> 24	57	2.16

Teaching Humane Existence (T.H.E.) Client Satisfaction

**Q2 Group Process: Please RANK the following topics from 1 - 5 in order of their importance to your recovery, with 5 being MOST important and 1 being LEAST important.**

Answered: 62 Skipped: 1

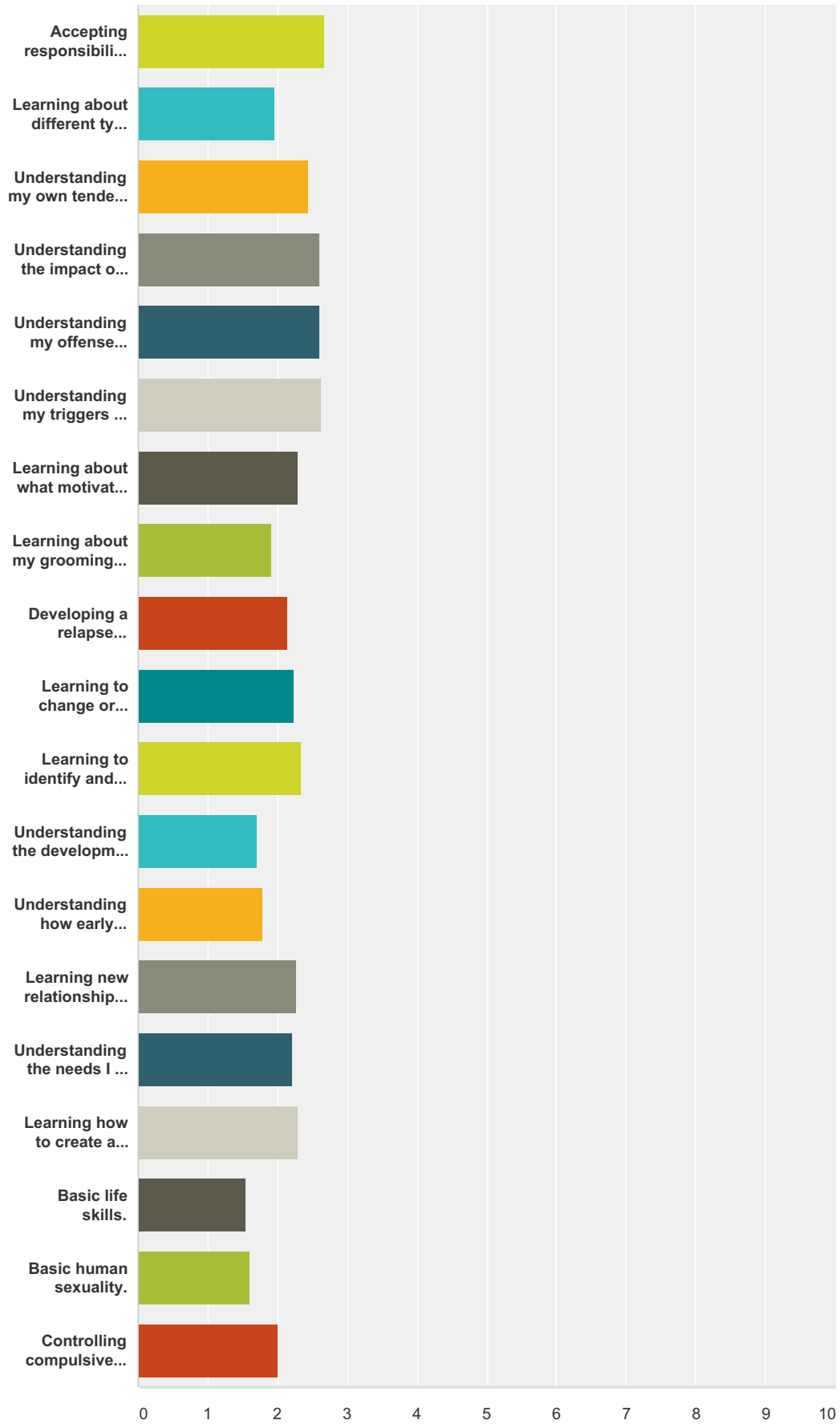


	5. Most important	4.Important.	3. Somewhat important.	2.Less important.	1. Not at all important.	Total	Weighted Average
Sharing my experiences with other sex offenders.	19.35% 12	33.87% 21	25.81% 16	12.90% 8	8.06% 5	62	2.56
Feeling as though I can relate to the other members of my group.	27.87% 17	31.15% 19	21.31% 13	18.03% 11	1.64% 1	61	2.34
hearing other perspectives and viewpoints.	24.19% 15	54.84% 34	14.52% 9	4.84% 3	1.61% 1	62	2.05
Getting help and support from others.	56.45% 35	29.03% 18	11.29% 7	3.23% 2	0.00% 0	62	1.61
Confrontation among the group members.	3.23% 2	16.13% 10	20.97% 13	27.42% 17	32.26% 20	62	3.69

**Q3 Please tell us your opinion about your satisfaction with the following treatment content areas by putting a check in the appropriate box. Please choose the SIX MOST HELPFUL content areas. Please choose the SIX SOMEWHAT HELPFUL content areas. Please choose the SIX LEAST HELPFUL content areas**

Answered: 61 Skipped: 2

# Teaching Humane Existence (T.H.E.) Client Satisfaction

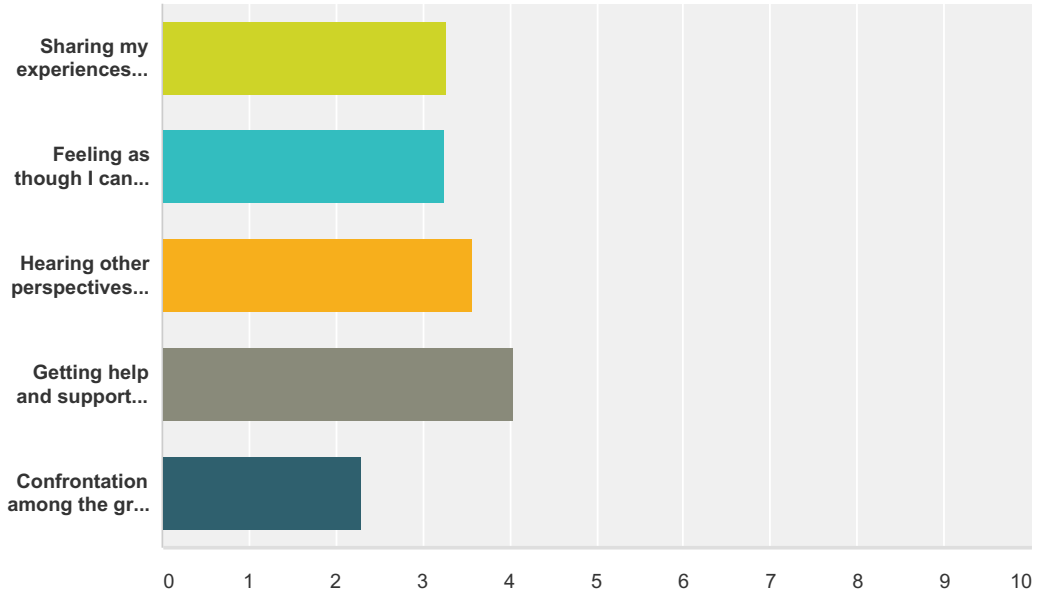


## Teaching Humane Existence (T.H.E.) Client Satisfaction

	Least Helpful	Somewhat Helpful	Most Helpful	Total	Weighted Average
Accepting responsibility for my sexual offenses. (Accountability)	8.33% 5	16.67% 10	75.00% 45	60	2.67
Learning about different types of denial. (Denial)	28.81% 17	45.76% 27	25.42% 15	59	1.97
Understanding my own tendency to distort deny and make excuses. (Thinking Errors)	3.33% 2	48.33% 29	48.33% 29	60	2.45
Understanding the impact of sexual abuse on victims and others in my life. (Victim Empathy)	6.56% 4	26.23% 16	67.21% 41	61	2.61
Understanding my offense chains, cycles, and patterns.	3.39% 2	32.20% 19	64.41% 38	59	2.61
Understanding my triggers and risk factors.	3.39% 2	28.81% 17	67.80% 40	59	2.64
Learning about what motivated me to offend.	21.05% 12	28.07% 16	50.88% 29	57	2.30
Learning about my grooming patterns or behaviors I used to gain access to victims or offending.	32.20% 19	42.37% 25	25.42% 15	59	1.93
Developing a relapse prevention plan. (This would include a 'maintenance' plan.)	19.30% 11	45.61% 26	35.09% 20	57	2.16
Learning to change or control my deviant arousal.	28.07% 16	21.05% 12	50.88% 29	57	2.23
Learning to identify and recognize cognitive distortions. (Thinking errors)	13.79% 8	39.66% 23	46.55% 27	58	2.33
Understanding the development of my sexual behavior problems.	52.63% 30	22.81% 13	24.56% 14	57	1.72
Understanding how early experiences and family life affected me.	45.61% 26	29.82% 17	24.56% 14	57	1.79
Learning new relationship and communication skills.	25.42% 15	22.03% 13	52.54% 31	59	2.27
Understanding the needs I met through sexual abuse and learning how to meet my needs in healthier ways.	22.41% 13	32.76% 19	44.83% 26	58	2.22
Learning how to create a more satisfying life for myself.	21.67% 13	26.67% 16	51.67% 31	60	2.30
Basic life skills.	57.89% 33	29.82% 17	12.28% 7	57	1.54
Basic human sexuality.	56.60% 30	26.42% 14	16.98% 9	53	1.60
Controlling compulsive sexual behavior (Including masturbation and pornography).	30.91% 17	38.18% 21	30.91% 17	55	2.00

**Q4 Group Process: Please RANK the following topics from 1 - 5 in order of their helpfulness to your recovery, with 5 being MOST helpful and 1 being LEAST helpful.**

Answered: 62 Skipped: 1



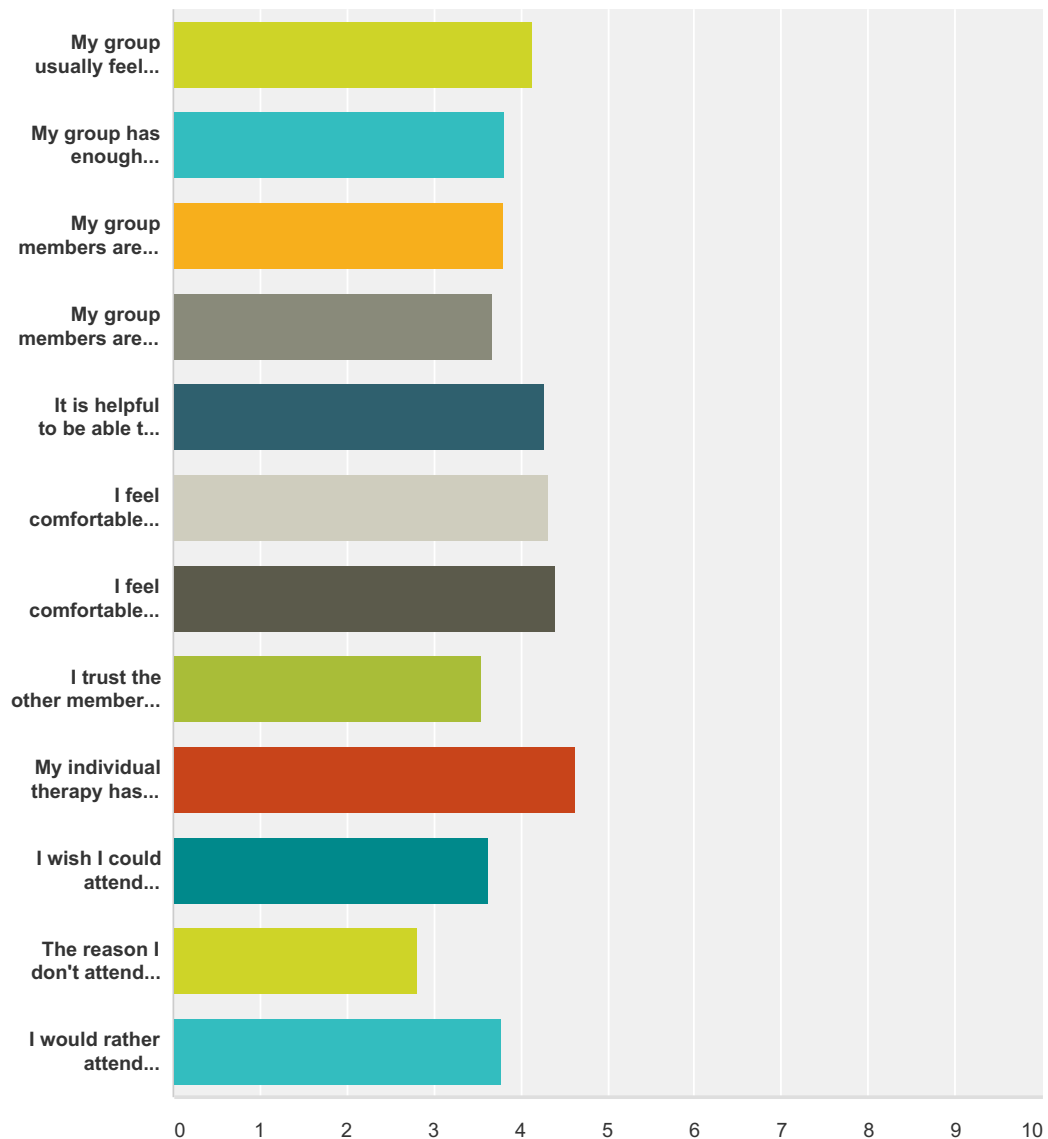
	1.Least helpful	2.Somewhat helpful	3.Helpful	4.More helpful	5.Most helpful	Total	Weighted Average
Sharing my experiences with other sex offenders.	12.90% 8	17.74% 11	22.58% 14	22.58% 14	24.19% 15	62	3.27
Feeling as though I can relate to the other members of my group.	8.06% 5	19.35% 12	29.03% 18	25.81% 16	17.74% 11	62	3.26
Hearing other perspectives and viewpoints.	3.23% 2	14.52% 9	20.97% 13	45.16% 28	16.13% 10	62	3.56
Getting help and support from others.	4.84% 3	3.23% 2	19.35% 12	25.81% 16	46.77% 29	62	4.06
Confrontation among the group members.	37.10% 23	27.42% 17	12.90% 8	14.52% 9	8.06% 5	62	2.29



# Teaching Humane Existence (T.H.E.) Client Satisfaction

**Q5 Please rate your agreement with the following statements by checking the item that best describes your agreement: 1 = strongly disagree 5 = strongly agree**

Answered: 63 Skipped: 0



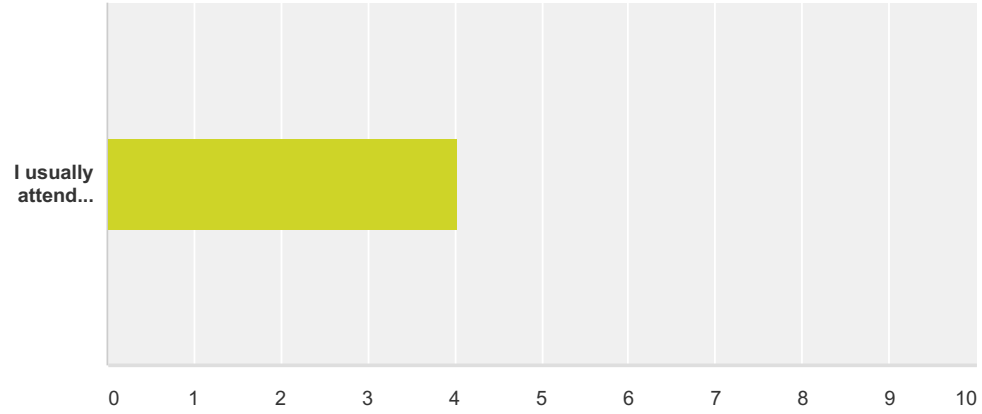
	Strongly disagree	Disagree	Somewhat agree	Agree	Strongly agree	Total	Weighted Average
My group usually feels comfortable.	0.00% 0	1.59% 1	12.70% 8	57.14% 36	28.57% 18	63	4.13
My group has enough structure.	3.23% 2	3.23% 2	24.19% 15	46.77% 29	22.58% 14	62	3.82
My group members are pretty open and honest most of the time.	0.00% 0	3.17% 2	31.75% 20	47.62% 30	17.46% 11	63	3.79

## Teaching Humane Existence (T.H.E.) Client Satisfaction

My group members are pretty non-judgmental most of the time.	<b>1.59%</b> 1	<b>11.11%</b> 7	<b>30.16%</b> 19	<b>33.33%</b> 21	<b>23.81%</b> 15	63	3.67
It is helpful to be able to talk with other people who have committed sexual offenses.	<b>0.00%</b> 0	<b>3.17%</b> 2	<b>12.70%</b> 8	<b>38.10%</b> 24	<b>46.03%</b> 29	63	4.27
I feel comfortable participating in my group.	<b>0.00%</b> 0	<b>3.17%</b> 2	<b>12.70%</b> 8	<b>31.75%</b> 20	<b>52.38%</b> 33	63	4.33
I feel comfortable helping others in my group.	<b>1.59%</b> 1	<b>1.59%</b> 1	<b>4.76%</b> 3	<b>39.68%</b> 25	<b>52.38%</b> 33	63	4.40
I trust the other members in my group.	<b>6.35%</b> 4	<b>3.17%</b> 2	<b>38.10%</b> 24	<b>34.92%</b> 22	<b>17.46%</b> 11	63	3.54
My individual therapy has been helpful.	<b>0.00%</b> 0	<b>1.61%</b> 1	<b>8.06%</b> 5	<b>16.13%</b> 10	<b>74.19%</b> 46	62	4.63
I wish I could attend individual therapy more often.	<b>3.17%</b> 2	<b>12.70%</b> 8	<b>30.16%</b> 19	<b>25.40%</b> 16	<b>28.57%</b> 18	63	3.63
The reason I don't attend individual therapy more often is because I don't request it.	<b>20.97%</b> 13	<b>19.35%</b> 12	<b>29.03%</b> 18	<b>17.74%</b> 11	<b>12.90%</b> 8	62	2.82
I would rather attend individual therapy instead of group therapy.	<b>1.59%</b> 1	<b>19.05%</b> 12	<b>20.63%</b> 13	<b>17.46%</b> 11	<b>41.27%</b> 26	63	3.78

**Q6 Please rate your agreement with the following statement by checking the answer that best describes your agreement.**

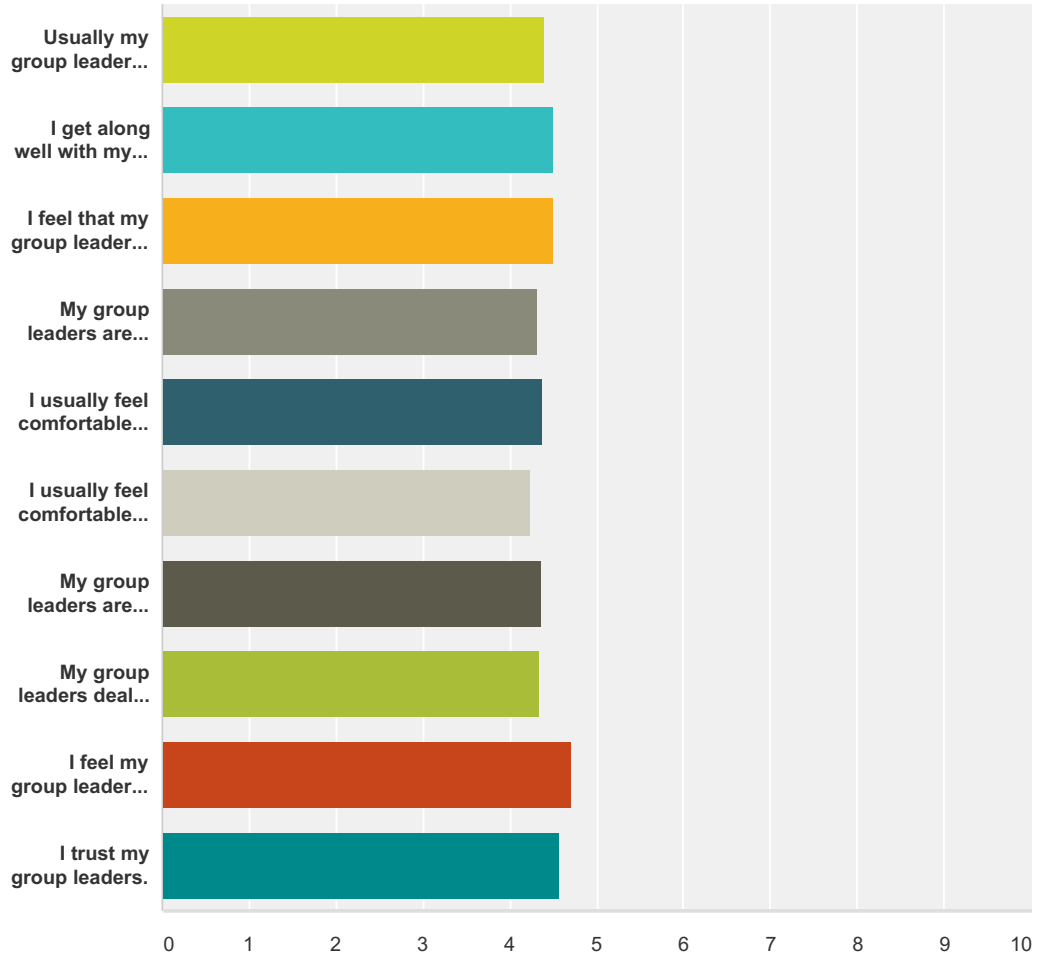
Answered: 62 Skipped: 1



	never	rarely	a few time per year	one to two times per month	once per week	Total	Weighted Average
I usually attend individual therapy about this often: (check which answer best applies to you)	0.00% 0	1.61% 1	0.00% 0	91.94% 57	6.45% 4	62	4.03

**Q7 Please rate your agreement with the following statements about your group leaders (sometimes called therapists, counselors, or facilitators):**

Answered: 63 Skipped: 0



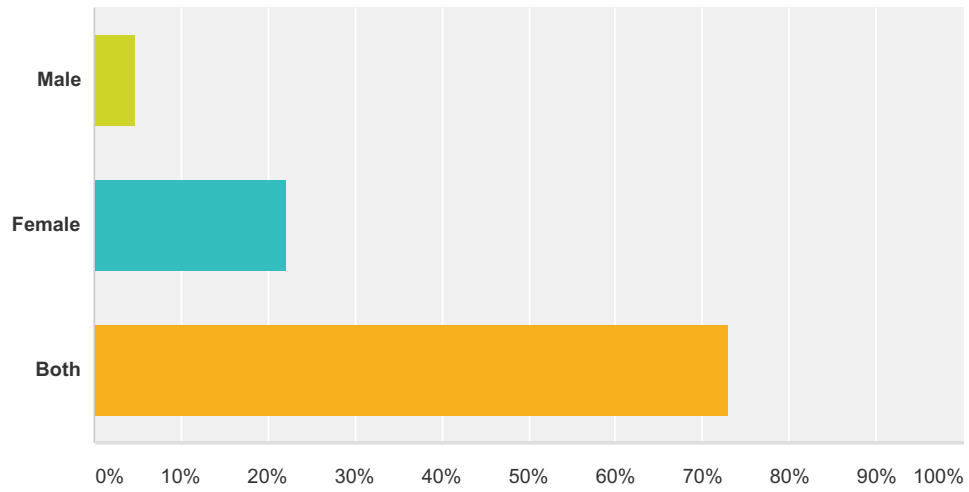
	Strongly disagree	Disagree	Somewhat agree	Agree	Strongly agree	Total	Weighted Average
Usually my group leaders make me feel comfortable and safe in group sessions.	0.00% 0	1.59% 1	9.52% 6	36.51% 23	52.38% 33	63	4.40
I get along well with my group leaders.	0.00% 0	0.00% 0	7.94% 5	33.33% 21	58.73% 37	63	4.51
I feel that my group leaders try to understand me.	0.00% 0	1.59% 1	4.76% 3	34.92% 22	58.73% 37	63	4.51
My group leaders are pretty non-judgmental most of the time.	0.00% 0	1.59% 1	17.46% 11	26.98% 17	53.97% 34	63	4.33
I usually feel comfortable sharing personal things with my group leaders.	0.00% 0	0.00% 0	14.29% 9	33.33% 21	52.38% 33	63	4.38

## Teaching Humane Existence (T.H.E.) Client Satisfaction

I usually feel comfortable with the feedback or advice my group leaders offer me.	<b>0.00%</b> 0	<b>4.76%</b> 3	<b>7.94%</b> 5	<b>46.03%</b> 29	<b>41.27%</b> 26	63	4.24
My group leaders are good at bringing out important points during group therapy.	<b>0.00%</b> 0	<b>1.59%</b> 1	<b>9.52%</b> 6	<b>39.68%</b> 25	<b>49.21%</b> 31	63	4.37
My group leaders deal with difficult moments well in group therapy.	<b>0.00%</b> 0	<b>1.59%</b> 1	<b>11.11%</b> 7	<b>38.10%</b> 24	<b>49.21%</b> 31	63	4.35
I feel my group leader has a positive attitude toward group members.	<b>0.00%</b> 0	<b>0.00%</b> 0	<b>4.76%</b> 3	<b>19.05%</b> 12	<b>76.19%</b> 48	63	4.71
I trust my group leaders.	<b>0.00%</b> 0	<b>0.00%</b> 0	<b>9.52%</b> 6	<b>23.81%</b> 15	<b>66.67%</b> 42	63	4.57

### Q8 My group leader is:

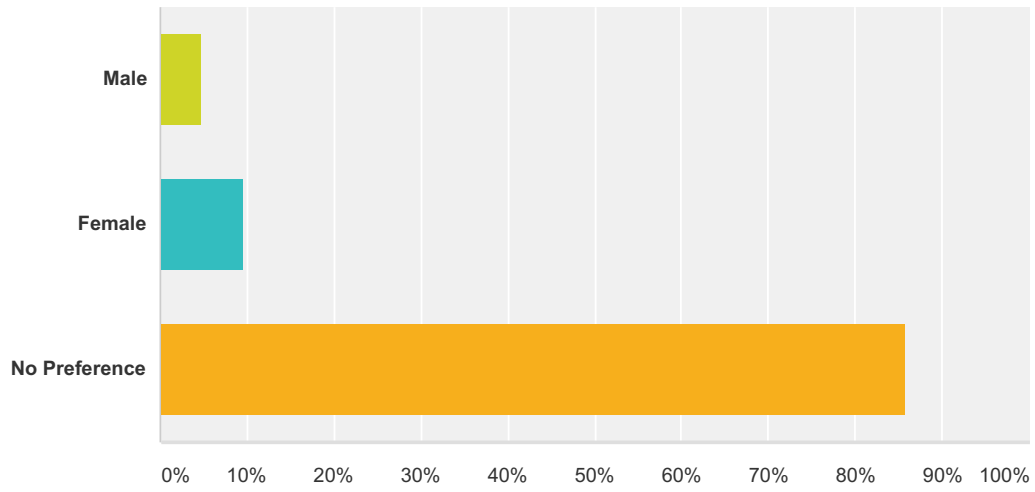
Answered: 63 Skipped: 0



Answer Choices	Responses
Male	4.76% 3
Female	22.22% 14
Both	73.02% 46
<b>Total</b>	<b>63</b>

**Q9 I am more comfortable with a group leader who is:**

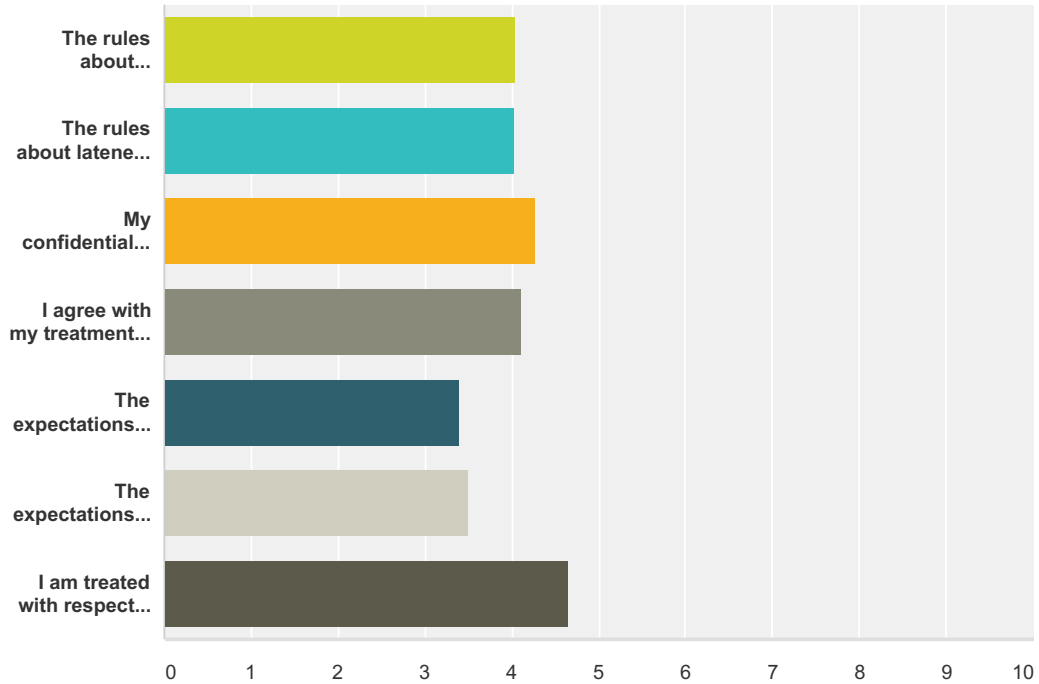
Answered: 63 Skipped: 0



Answer Choices	Responses
Male	4.76% 3
Female	9.52% 6
No Preference	85.71% 54
<b>Total</b>	<b>63</b>

**Q10 Please rate your agreement with the following statements about Program Policies and Procedures:**

Answered: 63 Skipped: 0

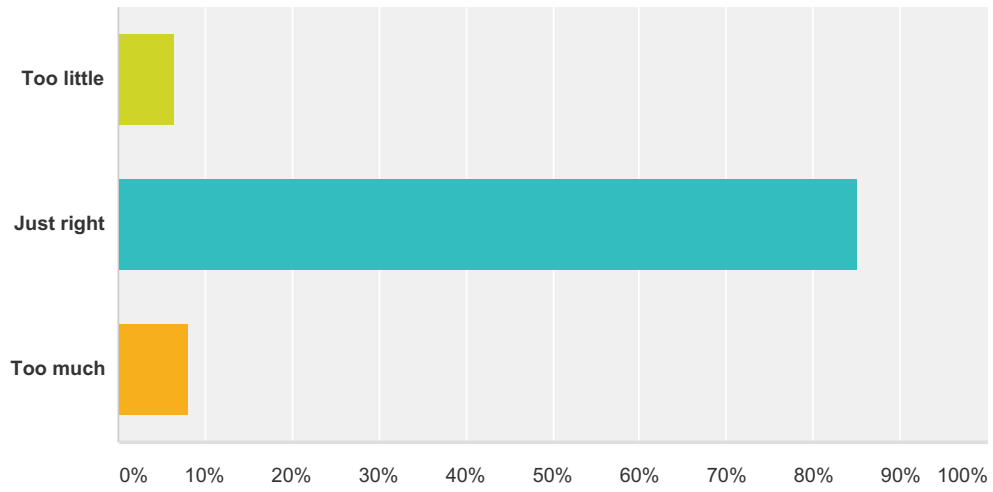


	Strongly disagree	Disagree	Somewhat agree	Agree	Strongly agree	Total	Weighted Average
The rules about attendance are fair.	0.00% 0	3.17% 2	15.87% 10	53.97% 34	26.98% 17	63	4.05
The rules about lateness are fair.	0.00% 0	4.76% 3	11.11% 7	61.90% 39	22.22% 14	63	4.02
My confidentiality is respected.	1.59% 1	3.17% 2	9.52% 6	36.51% 23	49.21% 31	63	4.29
I agree with my treatment plan.	3.17% 2	1.59% 1	12.70% 8	46.03% 29	36.51% 23	63	4.11
The expectations for successful completion and graduation are clear.	12.70% 8	9.52% 6	23.81% 15	31.75% 20	22.22% 14	63	3.41
The expectations for successful completion and graduation are fair.	8.20% 5	9.84% 6	21.31% 13	44.26% 27	16.39% 10	61	3.51
I am treated with respect by the staff.	0.00% 0	0.00% 0	4.84% 3	24.19% 15	70.97% 44	62	4.66



**Q11 I am given the right amount of homework and assignments.**

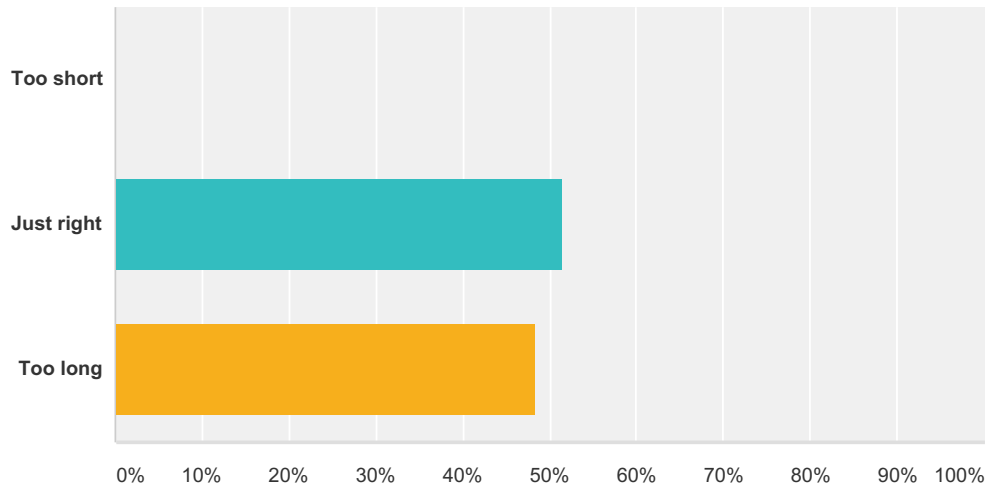
Answered: 61 Skipped: 2



Answer Choices	Responses
Too little	6.56% 4
Just right	85.25% 52
Too much	8.20% 5
<b>Total</b>	<b>61</b>

**Q12 The length of time of this program is fair to ensure that I will not re-offend.**

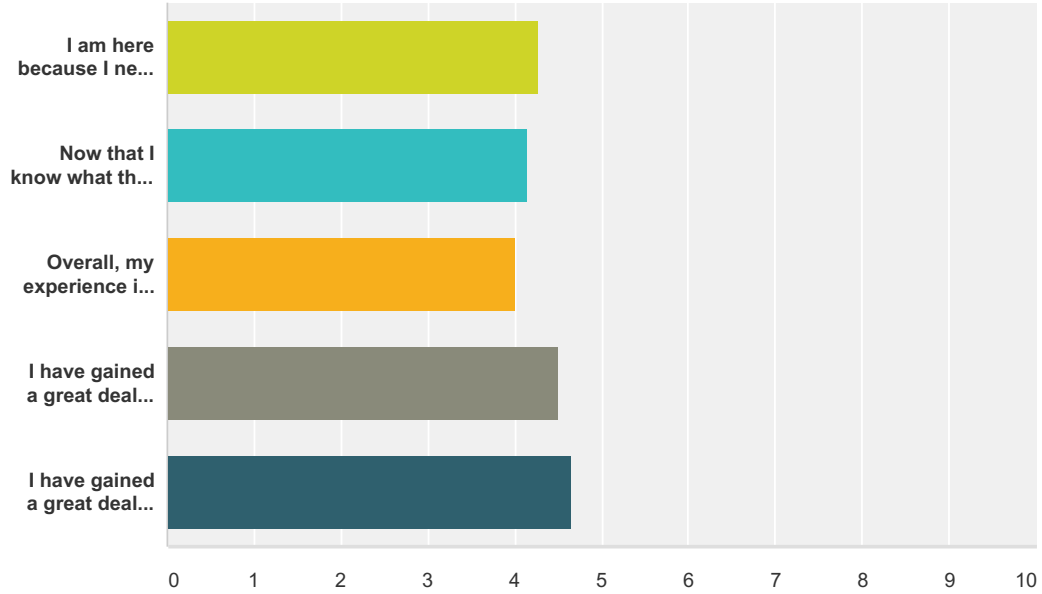
Answered: 60 Skipped: 3



Answer Choices	Responses
Too short	0.00% 0
Just right	51.67% 31
Too long	48.33% 29
<b>Total</b>	<b>60</b>

**Q13 Please rate your agreement with the following statements about your overall feelings about this treatment program:**

Answered: 63 Skipped: 0



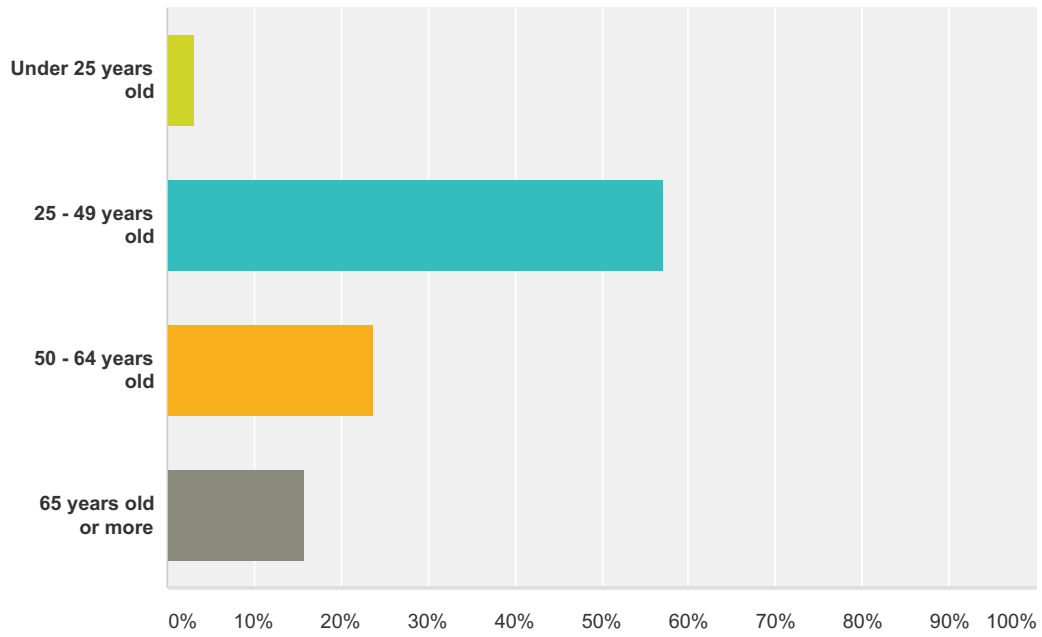
	Strongly disagree	Disagree	Somewhat agree	Agree	Strongly agree	Total	Weighted Average
I am here because I need to be here.	0.00% 0	3.17% 2	12.70% 8	36.51% 23	47.62% 30	63	4.29
Now that I know what this program is like I like it better than I thought I would.	1.61% 1	1.61% 1	17.74% 11	37.10% 23	41.94% 26	62	4.16
Overall, my experience in this treatment program has been a positive one.	0.00% 0	3.17% 2	26.98% 17	36.51% 23	33.33% 21	63	4.00
I have gained a great deal of understanding about my offenses from this program.	0.00% 0	0.00% 0	11.11% 7	26.98% 17	61.90% 39	63	4.51
I have gained a great deal of understanding about preventing future offenses from this program.	0.00% 0	0.00% 0	7.94% 5	19.05% 12	73.02% 46	63	4.65

**Q14 Please use the space below to offer any comments you want to share about your personal experience in sex offender treatment at T.H.E.**

Answered: 27 Skipped: 36

### Q15 What is your age?

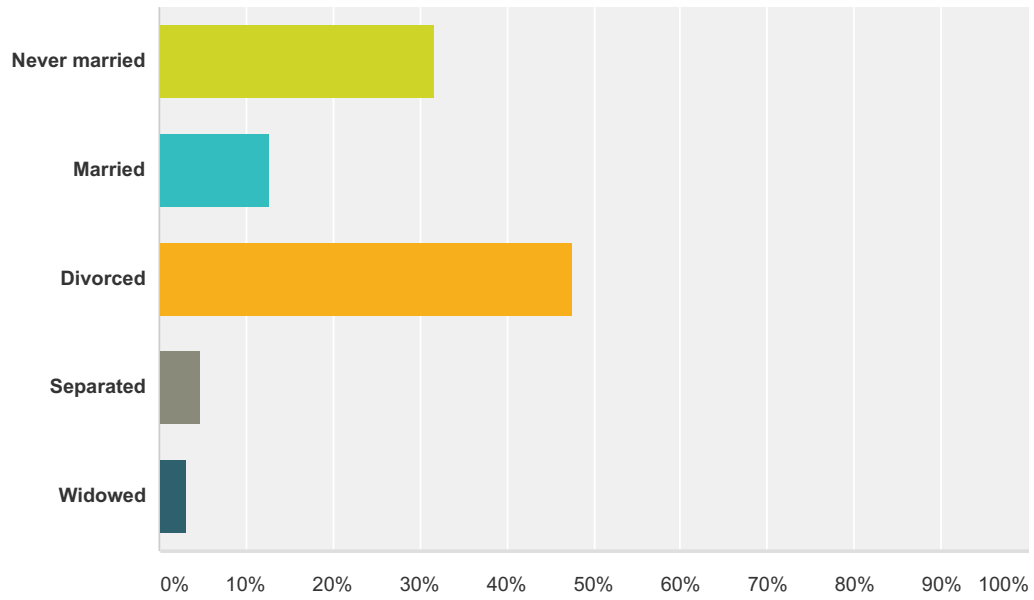
Answered: 63 Skipped: 0



Answer Choices	Responses
Under 25 years old	3.17% 2
25 - 49 years old	57.14% 36
50 - 64 years old	23.81% 15
65 years old or more	15.87% 10
<b>Total</b>	<b>63</b>

**Q16 Which of the following best describes your current marital status?**

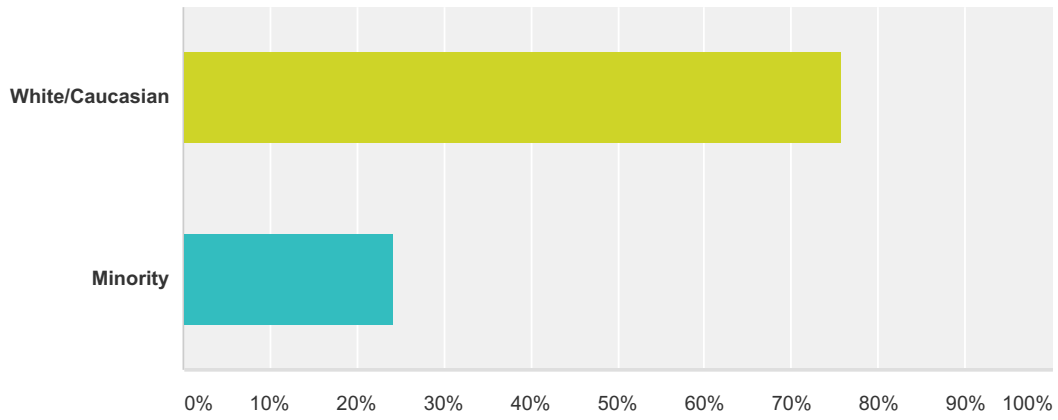
Answered: 63 Skipped: 0



Answer Choices	Responses
Never married	31.75% 20
Married	12.70% 8
Divorced	47.62% 30
Separated	4.76% 3
Widowed	3.17% 2
<b>Total</b>	<b>63</b>

### Q17 Which of the following describes your racial background?

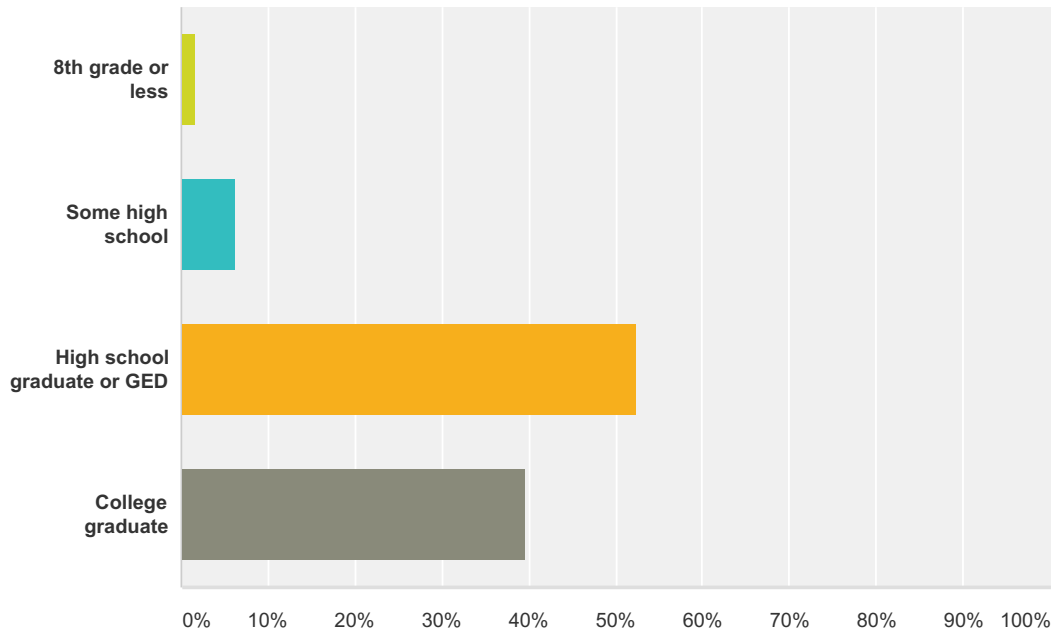
Answered: 62 Skipped: 1



Answer Choices	Responses
White/Caucasian	75.81% 47
Minority	24.19% 15
<b>Total</b>	<b>62</b>

### Q18 What is the number of years of school you completed?

Answered: 63 Skipped: 0

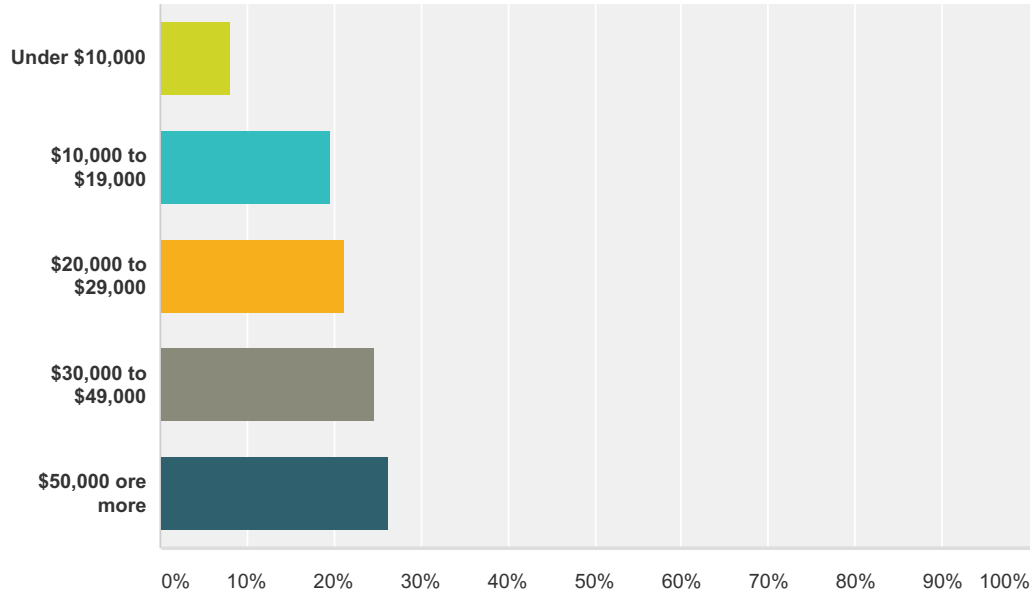


Answer Choices	Responses	
8th grade or less	1.59%	1
Some high school	6.35%	4
High school graduate or GED	52.38%	33
College graduate	39.68%	25
<b>Total</b>		<b>63</b>



**Q19 Which of the following categories best describes your household's total income before taxes last year? (or, in the last year that you earned income?)**

Answered: 61 Skipped: 2



Answer Choices	Responses	
Under \$10,000	8.20%	5
\$10,000 to \$19,000	19.67%	12
\$20,000 to \$29,000	21.31%	13
\$30,000 to \$49,000	24.59%	15
\$50,000 ore more	26.23%	16
<b>Total</b>		<b>61</b>

**Q20 How long have you been in treatment?  
Years plus months?**

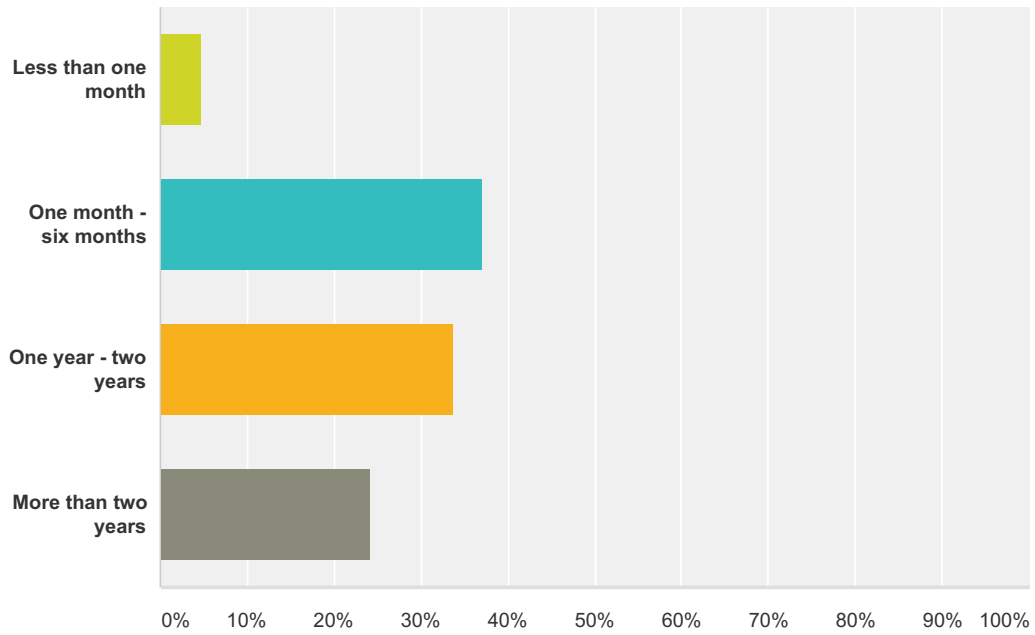
Answered: 61 Skipped: 2

**Q21 If you are in aftercare, indicate how long by number of years plus number of months:**

Answered: 19 Skipped: 44

### Q22 How long have you been in your current group?

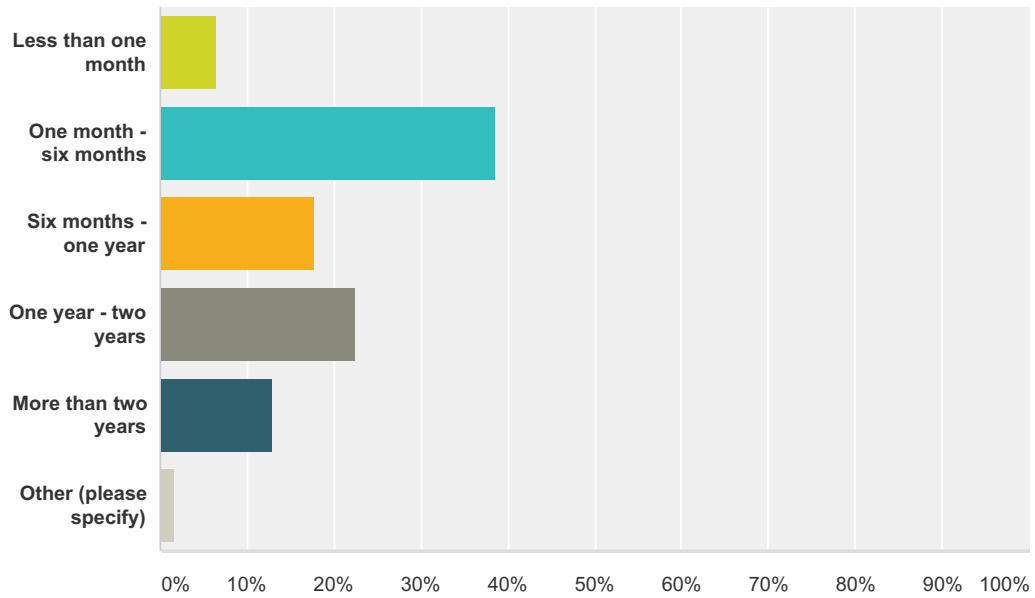
Answered: 62 Skipped: 1



Answer Choices	Responses
Less than one month	4.84% 3
One month - six months	37.10% 23
One year - two years	33.87% 21
More than two years	24.19% 15
<b>Total</b>	<b>62</b>

### Q23 How long have you been with your current facilitator or primary therapist?

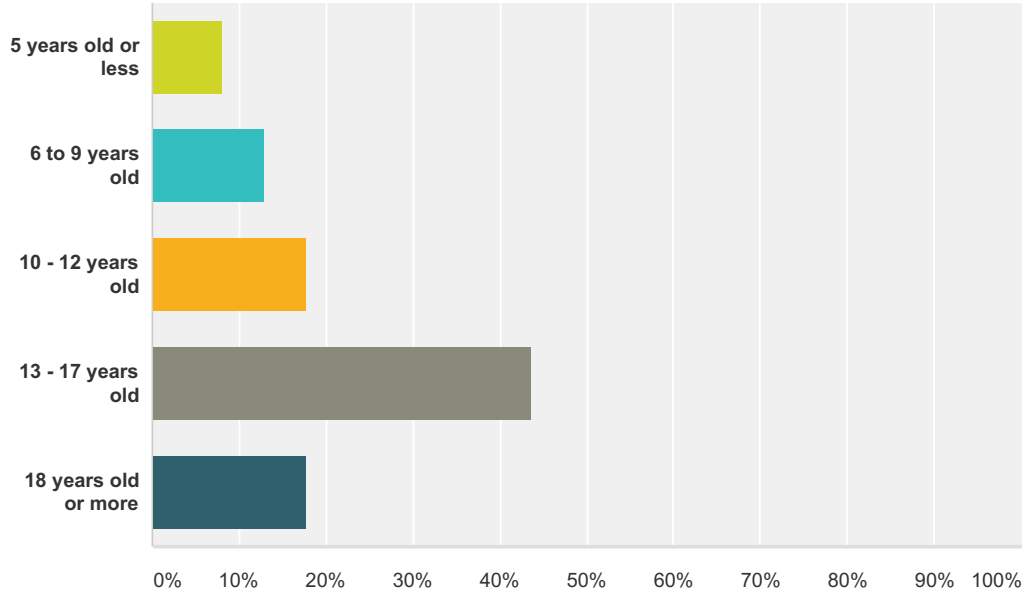
Answered: 62 Skipped: 1



Answer Choices	Responses
Less than one month	6.45% 4
One month - six months	38.71% 24
Six months - one year	17.74% 11
One year - two years	22.58% 14
More than two years	12.90% 8
Other (please specify)	1.61% 1
<b>Total</b>	<b>62</b>

**Q24 In your most recent sex offense arrest, please check the box next to the age of your victim (s) at the time of the offense.**

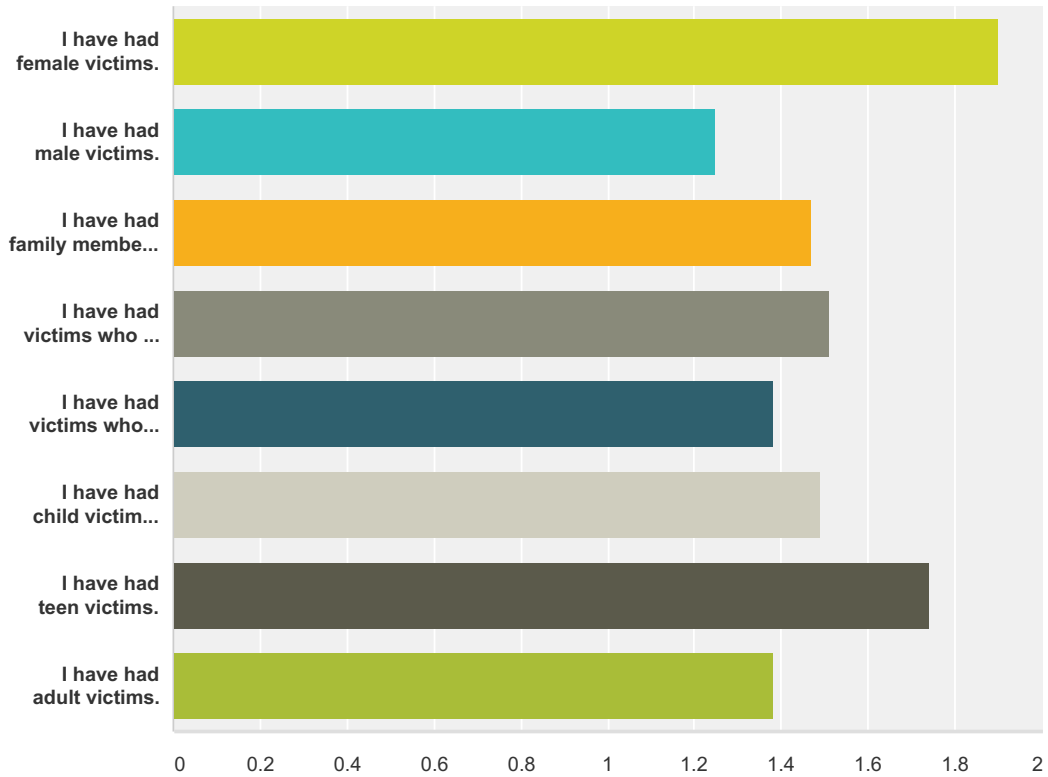
Answered: 62 Skipped: 1



Answer Choices	Responses
5 years old or less	8.06% 5
6 to 9 years old	12.90% 8
10 - 12 years old	17.74% 11
13 - 17 years old	43.55% 27
18 years old or more	17.74% 11
<b>Total</b>	<b>62</b>

**Q25 Please answer the following eight questions thinking about ALL your primary victims, even those you have NOT been arrested for.**

Answered: 62 Skipped: 1



	No	Yes	Total	Weighted Average
I have had female victims.	9.68% 6	90.32% 56	62	1.90
I have had male victims.	75.00% 45	25.00% 15	60	1.25
I have had family member victims.	53.33% 32	46.67% 28	60	1.47
I have had victims who I knew but was not related to.	49.15% 29	50.85% 30	59	1.51
I have had victims who were strangers.	62.30% 38	37.70% 23	61	1.38
I have had child victims age 12 or under.	50.85% 30	49.15% 29	59	1.49
I have had teen victims.	26.23% 16	73.77% 45	61	1.74
I have had adult victims.	62.30% 38	37.70% 23	61	1.38

**Q26 How many times have you been arrested for a sex crime?**

Answered: 60 Skipped: 3

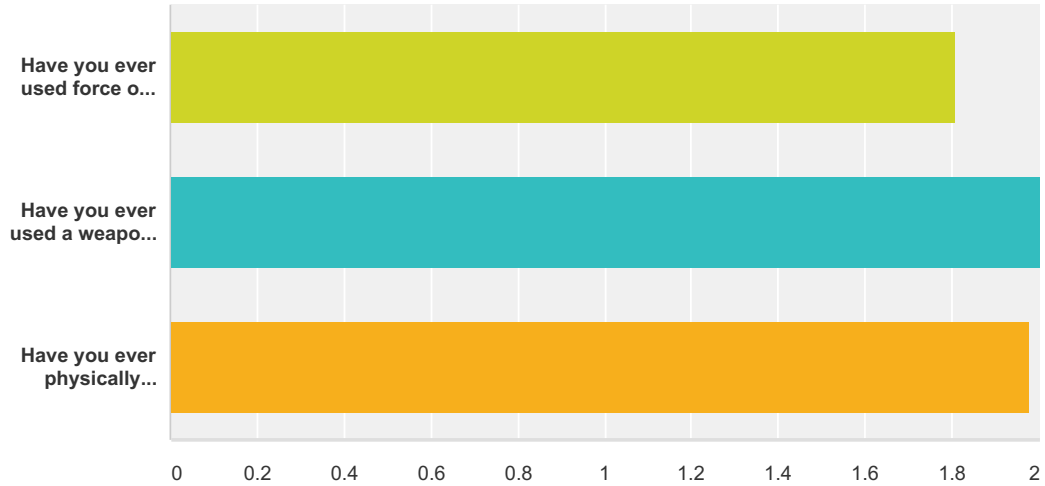


**Q27 How many TOTAL victims do you think you have had (including those you were not arrested for?)**

Answered: 62 Skipped: 1

**Q28 Please answer the following questions about any sex offense you have committed, (even those you have not been arrested for).**

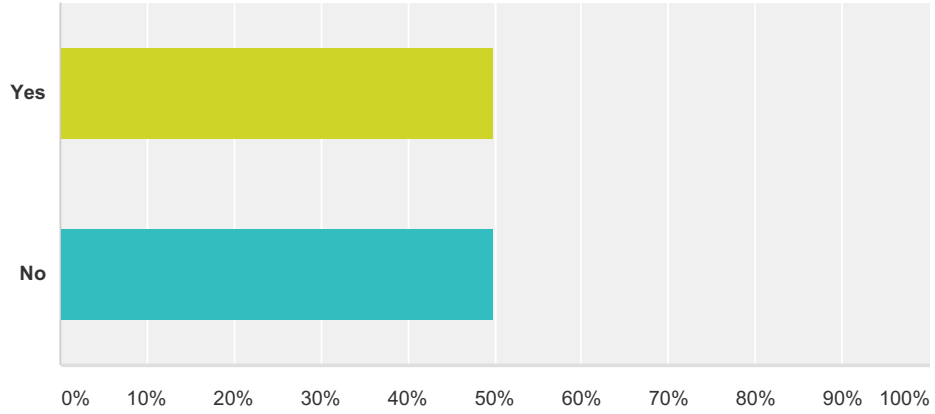
Answered: 63 Skipped: 0



	Yes	No	Total	Weighted Average
Have you ever used force or violence when committing a sex offense?	19.05% 12	80.95% 51	63	1.81
Have you ever used a weapon when committing a sex offense?	0.00% 0	100.00% 63	63	2.00
Have you ever physically injured a victim while committing a sex offense?	1.59% 1	98.41% 62	63	1.98

**Q29 Have you ever been in sex offender treatment before entering this treatment program?**

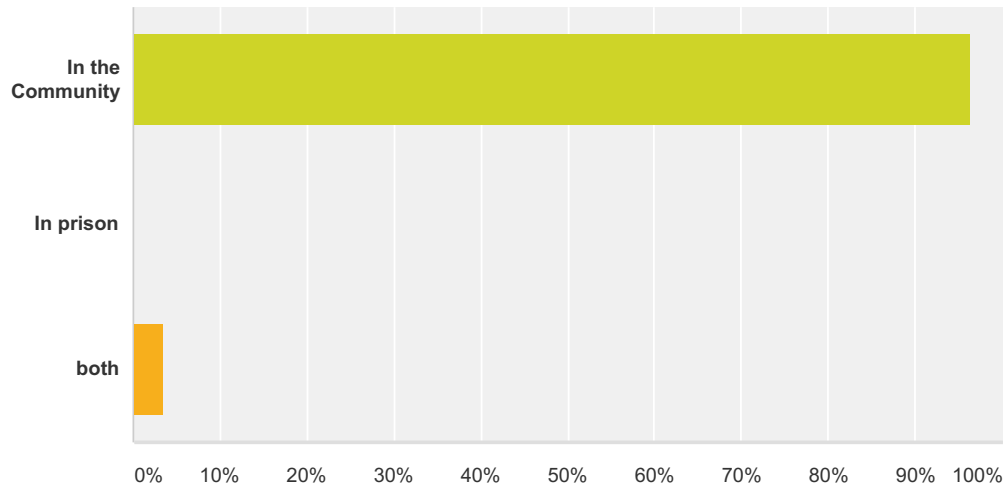
Answered: 62 Skipped: 1



Answer Choices	Responses
Yes	50.00% 31
No	50.00% 31
<b>Total</b>	<b>62</b>

**Q30 If you answered yes to # 29 above, where were you in treatment?**

Answered: 28 Skipped: 35



Answer Choices	Responses	
In the Community	96.43%	27
In prison	0.00%	0
both	3.57%	1
<b>Total</b>		<b>28</b>